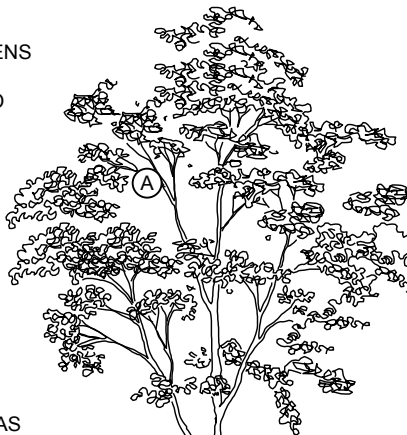


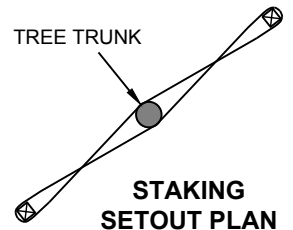
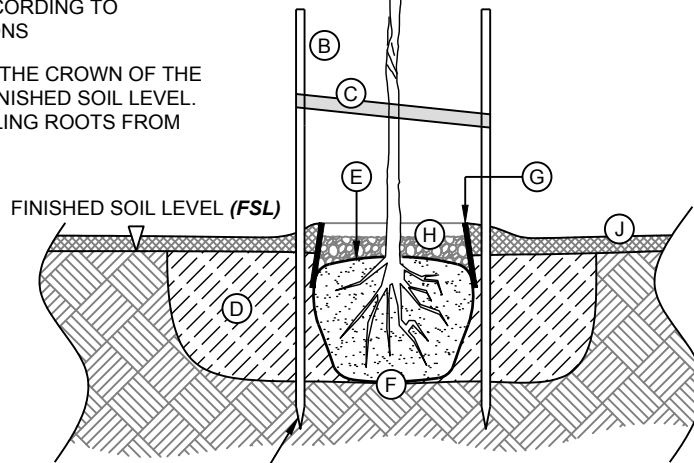
PLANTING NOTES:

1. PLANTING HOLE DIMENSIONS;
 WIDTH - 3 TIMES ROOTBALL DIAMETER OR AS SPECIFIED.
 DEPTH - THE HEIGHT/DEPTH OF THE ROOTBALL OR AS SPECIFIED.
2. IN ROAD VERGES OR AREAS OF COMPACTION A HOLE 2m WIDE x 3m LENGTH SHOULD BE EXCAVATED AND BACKFILLED WITH A MIX OF SUITABLE SITE SOIL, ORGANIC COMPOST AND APPROVED TOPSOIL.
3. KEEP TOPSOIL AWAY FROM THE BASE OF THE TRUNK AND TOP OF ROOTBALL.
4. REGULARLY CHECK SOIL MOISTURE OF ROOTBALL DURING MAINTENANCE PERIOD.
5. ENSURE THAT THE GREENWELL WATER SAVER IS INSTALLED TO A MINIMUM DEPTH OF 100mm BELOW FINISHED SOIL LEVEL (FSL) WITH A MAXIMUM OF 100mm ABOVE FSL.
6. IF GREENWELL WATER SAVER IS NOT INSTALLED, PROVIDE A WATERING BOWL AROUND THE IMMEDIATE CROWN OF THE PLANT TO HOLD AT LEAST 5 LITRES OF WATER.

- (A) ALL TREES TO BE HEALTHY WELL GROWN SPECIMENS WITH ACCEPTABLE ROOT-SHOOT RATIOS. ALLOW COUNCIL'S REPRESENTATIVE 24 HOURS NOTICE TO INSPECT TREES BEFORE PLANTING. (TREES TO BE WATERED PRIOR TO PLANTING)
- (B) STAKE ALL TREES WITH (2) 50x50x1500mm, CHISEL POINTED HARDWOOD STAKES DRIVEN 600mm MIN. INTO GROUND OUTSIDE OF THE ROOTBALL
- (C) TREES TO BE TIED IMMEDIATELY AFTER PLANTING WITH HESSIAN TIES. TIES TO BE NO MORE THAN HALFWAY UP THE MAIN LEADER AND WRAPPED AROUND STAKE AND TREE IN A 'FIGURE 8' BEFORE SECURING WITH GALVANIZED NAILS
- (D) EXCAVATE PLANTING HOLE TO DEPTH AND WIDTH AS SPECIFIED, ROUGHEN SIDES AND LIGHTLY PACK BACKFILL SOIL AROUND ROOTBALL SIDES, TAMP LIGHTLY. APPLY APPROVED FERTILISER AS DIRECTED AND SPREAD INTO BACKFILL ACCORDING TO MANUFACTURER'S SPECIFICATIONS
- (E) ENSURE TREES ARE PLACED SO THE CROWN OF THE ROOTBALL IS LEVEL WITH THE FINISHED SOIL LEVEL. CAREFULLY TRIM OFF ANY GIRDLING ROOTS FROM THE ROOTBALL
- (F) SET ROOTBALL ON UNDISTURBED SOIL TO PREVENT SETTLING



- (G) GREENWELL WATER SAVER (LARGE SIZE - 50L) TO BE INSTALLED AROUND EACH TREE IN ACCORDANCE WITH THE MANUFACTURER'S SPECIFICATIONS. COLOUR TO BE CONFIRMED WITH COUNCIL'S REPRESENTATIVE
- (H) INFILL GREENWELL WATER SAVER WITH 20mm QUARTZITE AGGREGATE (NO FINES) OR COARSE ORGANIC MULCH. ENSURE 50mm COVER ON TOP OF ROOTBALL. AGGREGATE TO BE OFF-WHITE OR OCHRE IN COLOUR.
- (J) EXTENT AND TYPE OF MULCH TO BE CONFIRMED WITH COUNCIL'S REPRESENTATIVE



STAKES TO EXTEND MIN 200mm INTO UNDISTURBED SOIL.

PLANTING (SD-601)

ADVANCED TREES
 NOT TO SCALE

1. All dimensions are in millimeters unless otherwise shown.
2. It is the responsibility of the individual to ensure that they are using the current version of this drawing. Council accepts no liability for issues arising from the use of superseded drawings. Printed copies of this drawing are uncontrolled.

REV	DESCRIPTION	APPROVED	DATE	APPROVED TEAM LEADER TECHNICAL SERVICES	PLANTING ADVANCED TREES	STANDARD #	REV
				 SCALE AT A4 NOT TO SCALE		SD-601	A
A	ORIGINAL ISSUE	C.HASKAS	FEB '18				