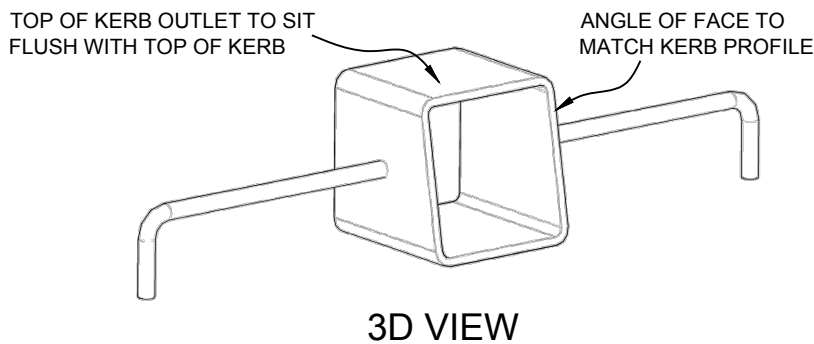
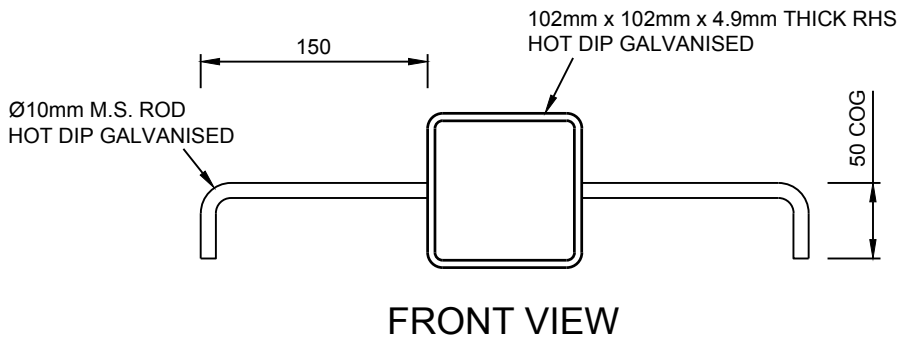
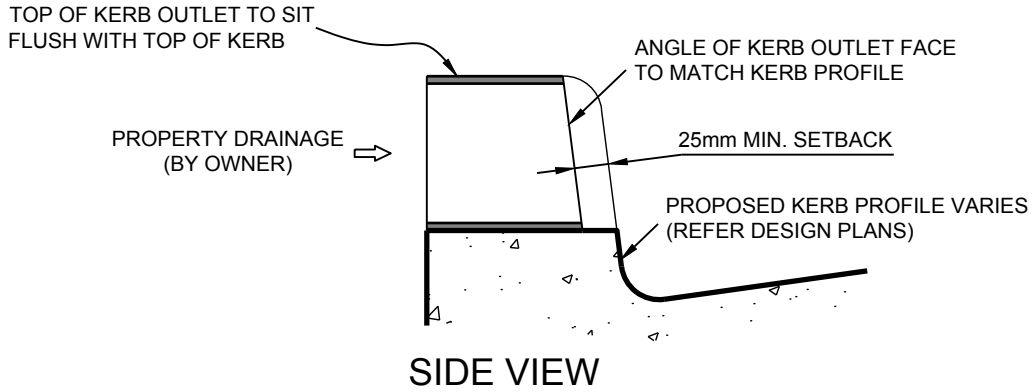


DRAINAGE OUTLET TO KERB NOTES:

1. THE ENTIRE KERB OUTLET ASSEMBLY IS TO BE HOT DIP GALVANISED.
2. THE KERB OUTLET IS TO SIT FLUSH WITH TOP OF KERB UNLESS NOTED OTHERWISE.
3. THE KERB OUTLET SHALL BE SET BACK FROM FACE OF KERB BY A MINIMUM OF 25mm TO ENSURE THAT THERE ARE NO EDGES PROTRUDING PAST FACE OF KERB.
4. FOR INSTALLATION REQUIREMENTS, REFER TO KERB INSTALLATION DETAIL(S).



DRAINAGE OUTLET TO KERB (SD-213)
NOT TO SCALE

1. All dimensions are in millimeters unless otherwise shown.
2. It is the responsibility of the individual to ensure that they are using the current version of this drawing. Council accepts no liability for issues arising from the use of superseded drawings. Printed copies of this drawing are uncontrolled.

REV	DESCRIPTION	APPROVED	DATE	APPROVED TEAM LEADER TECHNICAL SERVICES	DRAINAGE OUTLET TO KERB
					SD-213
C	REVISED NOTES	C.HASKAS	FEB '18	SCALE AT A4 NOT TO SCALE	
B	REVISED TITLE & NOTES	C.HASKAS	AUG '12		
A	ORIGINAL ISSUE	P.BICKLEY	JUN '10		